

PREPARE FOR YOUR PETS

During an emergency, you and your animal companion(s) may be on your own for several days, and your pets will be relying on you to help them through it. Preparing for your pets is just as important as preparing for the human members in your household.

Step 1 Complete the PreparedBC Household Preparedness Guide

Emergency preparedness begins at home. Download the PreparedBC: Household Preparedness Guide and complete the PreparedBC: Household Emergency Plan at <http://www.gov.bc.ca/PreparedBC> so you and your family know exactly what to do before, during and after a disaster.

Step 2 Make a Pet Plan

Make a list of pet-friendly family members and emergency numbers, then ensure everyone in your household has a copy. The list should also include your contact information and an out-of-area contact in case local phone and mobile networks are overwhelmed. Make sure your contact has the most up-to-date information for all family members, whether they are furry, feathered, finned or scaled.

Remember: If it's not safe for you, it's not safe for your pets! During an emergency, the local evacuation centre should be your first point of contact. When you arrive, ask them to put you in touch with the animal assistance organization.


Out of Area Contact:

Name:

Address:

Phone #:

Relationship:



Step 3 Pet Information

Gather the most recent information for all your pets and enter the details here:

Name:

Type/Breed:

Birthdate:

Health concerns/Allergies:

Recent vaccinations/medications:

ID tag and Microchip #:

Other:

Name:

Type/Breed:

Birthdate:

Health concerns/Allergies:

Recent vaccinations/medications:

ID tag and Microchip #:

Other:

Name:

Type/Breed:


Birthdate:

Health concerns/Allergies:

Recent vaccinations/medications:

ID tag and Microchip #:

Other:



Step 4 Vet Information

Name:

Address:

Phone #:

Nearest Emergency Vet Clinic:


Step 5 Pack for your Pets

Make sure you have everything you need for your companion(s) in a grab-and-go bag:

- » Leash, pet restraint, muzzle or harness
- » Pet carrier
- » Pet food for three days to one week (or more)
- » Water for three days to one week (or more)
- » Collapsible food and water dishes
- » Treats, a favourite toy and a small towel with your scent on it
- » Waterproof backpack or bag for your pet supplies
- » Copy of vaccination records
- » Medications and basic pet first aid supplies
- » Photos of your pet(s) with you and alone; they can be used for identification

Think ahead – you might need extra supplies based on what type of pet you have:

- » CATS? You'll need a small container of cat litter and plastic bags
- » DOGS? You'll need a roll of poop bags
- » REPTILES? You may need a portable battery-operated heat lamp
- » BIRDS? You might need cuttlebone and grit



Step 6 Talk to your Neighbours

Tell a friend or neighbour:

In case you are not home during an emergency, give a trusted friend or neighbour a key and let them know where your pet grab-and-go bag is located so they can bring it with your pet. Tell them where your pet is located and include any likely hiding spots as they may not behave in their usual way.

Be considerate. Animals can become disoriented, frightened or aggressive after a disaster. Add a few items to your emergency kit to help calm your pet such as vanilla spray or a towel with your scent on it. You may also need thick gloves to help you handle a panicked pet.

Step 7 Be in the Know

If you use a kennel or daycare, find out what their emergency plan is.

Stay up-to-date with your pet's medications. Pack extra medications in your emergency kit if your pet has a chronic issue.

Talk to your local authorities to find out what organizations and resources are available in your area for animals during an emergency.

If you have large animals (such as horses or cows), consider removing animals from the area during an evacuation alert stage.

Exercise your plan. Practice your emergency plan with your entire family – including pets and their gear. More information can be found at <https://www.cdart.org/preparing-for-a-disaster/>

